

**Assessment of Invasive Species in
Indiana's Natural Areas**

*****OFFICIAL Privet (*Ligustrum obtusifolium*, *L. vulgare*, *L. ovalifolium*, *L. sinense*, and *L. amurense*) ASSESSMENT*****

Answers are underlined and in **bold**, comments are inserted in *italics*

Members of 4/12/05 assessment subcommittee: Ellen Jacquart (TNC), Phil O'Connor (DoF), Hilary Cox (Leescapes Garden Design), Kate Howe (Midwest Invasive Plant Network)

Invasive Ranking Summary	Score	
<i>Ligustrum obtusifolium</i>		
Ecological Impacts	24	
Potential For Expansion	34	
Difficulty of Management	38	
Total Score:	96	High
<i>Rankings: Low < 45, Medium 45 – 80, High > 80</i>		
Invasive Ranking Summary	Score	
<i>Ligustrum vulgare</i>		
Ecological Impacts	0	
Potential For Expansion	32	
Difficulty of Management	0	
Total Score:	32	Low
<i>Rankings: Low < 45, Medium 45 – 80, High > 80</i>		
Invasive Ranking Summary	Score	
<i>Ligustrum ovalifolium/sinense/amurense</i>		
Ecological Impacts	0	
Potential For Expansion	34	
Difficulty of Management	0	
Total Score:	34	Low
<i>Rankings: Low < 45, Medium 45 – 80, High > 80</i>		

Contents of the Assessment:

Section I – Invasion Status. Determines whether the species being evaluated is invasive in Indiana.

Section II – Ecological Impacts of Invasion. Evaluates the significance of impacts of the species.

Section III – Potential for Expansion. Evaluates the actual and/or potential expansion of the species.

Section IV – Difficulty of Management. Evaluates how hard it is to control the invasive species.

Section V – Commercial Value. Evaluates how valuable the species is economically in Indiana.

Questions in Sections I – V may direct you to one or more of the following sections for particular invasive species:

Section A. For species which have impacts limited to a few sites, assesses the potential for further spread.

Section B. For species which have medium impacts but high value, assesses whether species could be used in specific circumstances that would prevent escape and invasion.

A worksheet for use with the assessment is found on page 10.

*Note- we believe the 11 invasive survey reports we received are actually for *L. obtusifolium* though some reporters called it *L. vulgare*. We will ask reporters to confirm the species this field season and report back. The assessment was filled out assuming all the reported information is for *L. obtusifolium*; we will change our conclusions later if*

Edited by Pia Marie Paulone, March 2011

Edited by Alison Clements, Margaret David, Dong Lee, and Jacob Krebs, 9/20/2012

this is found to be incorrect.

Automatic Exemption From the Assessment

Is this species listed on any federal or on an Indiana state noxious, or prohibited plant lists?

If **YES** then do not proceed with assessment but indicate a conclusion of **Do not use this plant** on the front of the response form.

If **NO** then go to Section I.

Section I

Invasion Status

1-a Current Invasion in Indiana

1. Does this species occur in any natural areas in Indiana?

If **NO** then go to Section III-c.

If **YES** then go to 1-a 2.

2. Does it **ONLY** occur in natural areas of Indiana because it has persisted from its previous cultivation (e.g., in abandoned farmland or homesteads)?

If **YES** then go to Section III-c.

If **NO** then go to Section 1-b (below).

1-b Invasion Status in Indiana

Evidence of invasion (forming self-sustaining and expanding populations within a plant community with which it had not previously been associated) must be provided. If not available in a published, quantitative form, this evidence must include written observations from at least three appropriate biologists.

1. Is species invasive **ONLY** when natural disturbance regime and scale have been altered? (e.g. where frequency, extent, or severity of fires have been reduced by human activity).

If **YES** then go to questions 1-b 2.

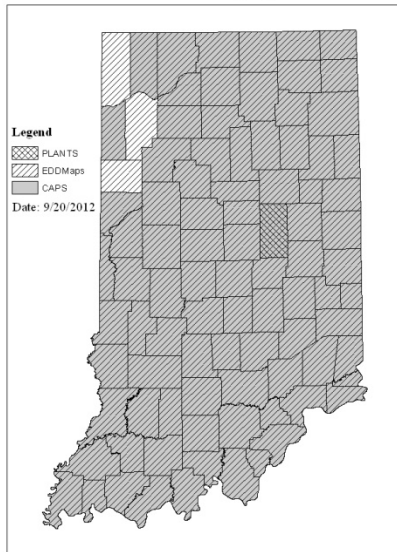
If **NO** – the species is invasive, go to Section II (below).

2. Has this species ever been known to persist, following colonization, when the natural regime is resumed and the natural flora/communities recover? (e.g., is not an early successional species that only temporarily invades disturbed sites.)

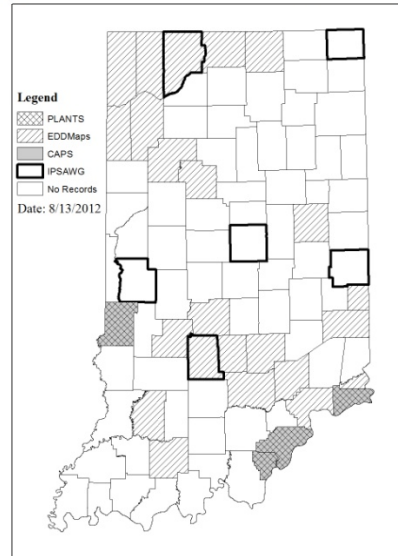
If **YES** (or unknown) - the species is invasive, go to Section II (below).

If **NO** (known not to persist) the species is currently not invasive in Indiana. Go to Section III-c to assess the species' potential for future invasion.

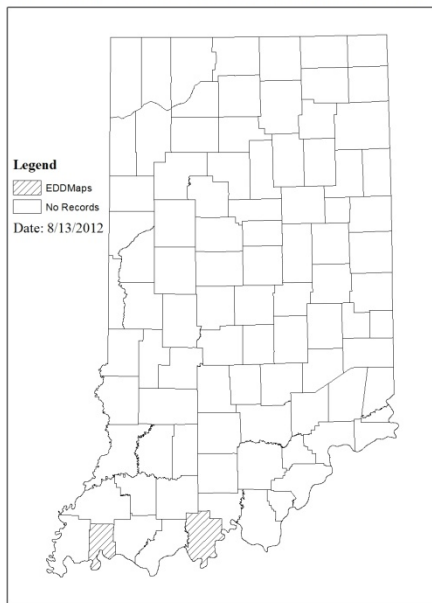
Reported Status of Border Privet, *Ligustrum obtusifolium*



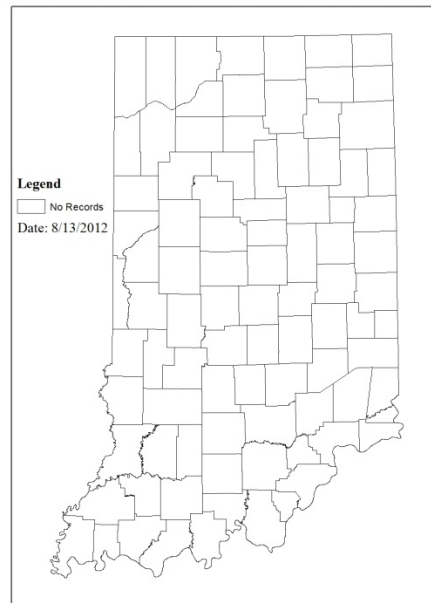
Reported Status of European Privet, *Ligustrum vulgare*



Reported Status of California Privet, *Ligustrum ovalifolium*



Reported Status of Chinese Privet, *Ligustrum sinense*



Section II

Ecological Impacts of Invasion

Impact Index

II-a Known Impacts at WORST SITE(S) (without, or before, any control effort)

Add up points for ALL impact statements (i through vi) that are true at the worst affected site(s) then go to question II-b. Evidence of impacts must be provided. If not available in published, quantitative form, this evidence must include written observations from at least *three* appropriate biologists, including specific locations of observations. Scientific names of impacted species (e.g. State-listed or native species with

Edited by Pia Marie Paulone, March 2011

Edited by Alison Clements, Margaret David, Dong Lee, and Jacob Krebs, 9/20/2012

which hybridization occurs) must be included on the response form. If there is no evidence of an impact, then assign 0 points unless the impact is considered very likely (e.g., fixes N₂ in low nutrient soil that can change the flora) or the impact (except vi) has been demonstrated in similar habitats in other states. In these cases assign 0.5 points.

	<u>Points</u>
i) Causes long-term, broad alterations in ecosystem processes changing the community as a whole (e.g. invasion of cattails changes hydrology, drying the site and allowing open aquatic systems to become forested). <i>Maybury notes that there is no evidence for <u>Ligustrum obtusifolium</u> or <u>Ligustrum ovalifolium</u> impacts on abiotic processes (Maybury, 2004).</i>	15
ii) Has negatively impacted Indiana State-listed or Federal-listed plants or animals (choose one of the following): Displacement, death or hybridization has been documented AND occurs in at least 20% of known locations of the listed species, OR these effects occur in less than 20% of known locations of the listed species, but at least 4 different listed species are affected. <i>Nine rare species were listed in IPSAWG reports (Jacquart, unpublished).</i>	12
Displacement, death or hybridization occurs in less than 20% of locations of the listed species OR impacts are considered likely because the listed and invasive species closely co-habit (e.g., compete for light).	4
iii) Displaces or precludes native vegetation (affecting mortality and/or recruitment) by achieving infestations in the state that have at least 50% coverage of this species (as defined in the glossary) in the affected stratum that meet any of the following criteria: a) collectively add up to at least 10 acres b) are 5 infestations of at least 0.25 acres c) are 5 infestations that cover an entire localized community (e.g. sinkhole, seeps, fens, bogs, barrens, cliffs) d) are 5 infestations some of which are at least 0.25 acres and others of which cover entire localized communities.	12
<i>We do not have enough acres reported to count these points.</i>	
iv) Changes community structure in ways other than vegetation displacement (e.g., alters wildlife abundance, adds a new stratum, or increases stem density within a stratum by more than 5-fold). <i>Batcher notes that <u>Ligustrum</u> spp. can form dense thickets (Batcher, 2000). It was reported to add a shrub layer in a graminoid fen community (Jacquart, personal observation).</i>	4
v) Hybridizes with native Indiana plants or commercially-available species.	4
vi) Covers over 15% of invaded stratum (but if 12 points were assigned for statement iii, do not assign points here) on > 10 acres in the state.	3
Total points (place in worksheet page 10): <u>16</u>	

II-b Range of Habitats in Which Species is Invasive

Forest: 1)Dry upland, 2)Dry-mesic upland, 3)Mesic upland, 4)Mesic floodplain, 5)Wet-mesic floodplain, 6)Wet floodplain, 7)Bluegrass till plain flatwoods*, 8)Boreal flatwoods*, 9)Central till plain flatwoods, 10)Dry flatwoods*, 11)Sand flatwoods*, 12)Southwestern lowland mesic flatwoods*

Edited by Pia Marie Paulone, March 2011

Edited by Alison Clements, Margaret David, Dong Lee, and Jacob Krebs, 9/20/2012

- Savanna: 13)Mesic savanna*, 14)Dry sand savanna*, 15)Dry-mesic sand savanna*
- Barrens: 16)Limestone bedrock*, 17)Sandstone bedrock*, 18)Siltstone bedrock*, 19)Chert*, 20)Gravel*, 21)Sand*, 22) Clay*
- Prairie: 23)Dry-mesic prairie*, 24)Mesic prairie*, **25)Wet prairie***, 26)Dry sand prairie*, 27)Dry-mesic sand prairie*, 28)Wet-mesic sand prairie*, **29)Wet sand prairie***
- Wetland: **30)Marl beach***, **31)Acid bog***, **32)Circumneutral bog***, **33)Fen***, **34)Forested fen***, **35)Muck and Sand flats***, **36)Marsh**, **37)Sedge meadow***, **38)Panne***, **39)Acid seep***, **40)Calcareous seep***, **41)Circumneutral seep***, **42)Forest swamp**, **43)Shrub swamp**
- Lake: **44)Lake**, **45)Pond**
- Stream: **46)Low-gradient creek**, **47)Medium-gradient creek**, **48)High-gradient creek**, **49)Low-gradient river**, **50)Medium-gradient river**, **51)Major river**
- Primary: **52)Aquatic cave***, 53)Terrestrial cave*, 54)Eroding cliff*, 55)Limestone cliff*, 56)Overhang cliff*, 57)Sandstone cliff*, 58)Lake dune*, 59)Gravel wash*

Is this species known to be invasive in at least four habitat-types (note – rare habitat-types are marked with a * and count as 2 when adding) OR does it occur in at least one habitat-type of each of the terrestrial and palustrine/aquatic lists (palustrine/aquatic habitats are shown in **bold**) *Four common habitats, four rare habitats = 4 + 2x4 = 12*

If YES then multiply total score from II-a by 1.5
then go to Section II-c (Below)

If NO then multiply total score from II-a by 1
then go to Section II-c (Below)

Place point total in worksheet, page 10.

II-c Proportion of Invaded Sites with Significant Impacts

Of the invaded sites, might any of the worst impacts [items i-v in section II-a] only occur under a few, identifiable, environmental conditions (i.e., edaphic or other biological conditions occurring in 1-10% of the sites)? Documentation of evidence must be provided for a **YES** answer.

If **NO** or **NO SCORE** on items i to v in section II-a
then go to Section III

If **YES** then go to Section A

Section III

Potential for Expansion.

Potential Index

This section evaluates a species' actual and/or potential for expansion in Indiana.

Note – after completing this section for L. obtusifolium (for which we have documented evidence of invasion in Indiana) we took the other Ligustrum species for which we have no invasive survey reports through this section. They are:

L. vulgare – known to occur throughout Indiana, no survey reports of it in natural areas (though it is possible that some of the invasive survey reports we received are actually for this species – we will know after this field season)

L. ovalifolium – reported to occur in Vanderburgh and Perry Counties, no survey reports of it in natural areas

L. sinense – not known to occur in IN; does occur in KY and southward and is considered invasive in those areas

L. amurense – not known to occur in IN; does occur in KY and southward, not on invasive lists

We answered the questions in Section III for each of these species. Even though some of these species are more southern in distribution (e.g. L. sinense and amurense) we believed they would survive and be able to reproduce in

Edited by Pia Marie Paulone, March 2011

Edited by Alison Clements, Margaret David, Dong Lee, and Jacob Krebs, 9/20/2012

Indiana's climate, at least in southern Indiana. We ended up with the same answers as for *L. obtusifolium*, except for vii. For that question, we felt the answer for *L. vulgare* would be b. rather than c. – we did this based on Hilary's knowledge of the species and where she has seen it in Indiana. She sees it staying very close to original plantings at home sites and not moving into undisturbed areas. Therefore, all the species except for *L. vulgare* have the same score for Potential for Expansion – 34 – and *L. vulgare* has a score of 32. This still puts all the species in the 'High' category for Potential for Expansion. Until more information is known about these species' occurrence and behavior in Indiana, the rest of the assessment cannot be completed for them, and they will receive a rank of 'caution'.

III-a Potential for Becoming Invasive in Indiana

1. Is information available on the occurrence of new populations of this species in Indiana over the last 5 years?

If YES then go to section III-b

If NO go to Section III-c to estimate potential for expansion based on the biology of the species.

III-b. Known Rate of Invasion.

1. Was this species reported in more than two new discrete sites (e.g., lakes, parks, fragments of habitats at least 5 miles apart) in any 12 month period within the last 5 years?

If NO then P = Low; then go to Section IV

If YES then P = High; then go to Section IV

III-c. Estimated Rate of Invasion. This section is used to predict the risk of invasion for species that are 1) not currently invasive in the state, and 2) invasive in the state but for which no data on current rate of spread exists. These questions are based on Hiebert et al. 1995.

1. Does this species hybridize with any State-listed plants or commercially-important species? (E.g., exhibit pollen / genetic invasion.)

If YES then go to Section B (page 7)

If NO then go to question III-c 2.

2. Add up all points from statements that are true for this species. Points

- i. Ability to complete reproductive cycle in area of concern
 - a. not observed to complete reproductive cycle 0
 - b. observed to complete reproductive cycle 5

- ii. Mode of reproduction
 - a. reproduces almost entirely by vegetative means 1
 - b. reproduces only by seeds 3
 - c. reproduces vegetatively and by seed 5

Ligustrum spp can reproduce both vegetatively and by seeds (Batcher, 2000). It was noted it can take root if branch touches ground (Jacquart, personal observation).

- iii. Vegetative reproduction
 - a. no vegetative reproduction 0
 - b. vegetative reproduction rate maintains population 1
 - c. vegetative reproduction rate results in moderate increase in population size 3
 - d. vegetative reproduction rate results in rapid increase in population size 5

Ligustrum spp. has the ability to vegetatively reproduce from stumps and root sprouts (Batcher, 2000; Munger, 2003; Urbatsch, 2000). Vegetative reproduction of *L. sinense* seem to have limitations (Munger, 2003).

Edited by Pia Marie Paulone, March 2011

Edited by Alison Clements, Margaret David, Dong Lee, and Jacob Krebs, 9/20/2012

- iv. Frequency of sexual reproduction for mature plant
- a. almost never reproduces sexually in area 0
 - b. once every five or more years 1
 - c. every other year 3
 - d. one or more times a year 5

- v. Number of seeds per plant
- a. few (0-10) 1
 - b. moderate (11-1,000) 3
 - c. many-seeded (> 1,000) 5

Indiana Dunes reported >1000 seeds/plant for L. vulgare (Tomaino, 2004)

- vi. Dispersal ability
- a. little potential for long-distance dispersal 0
 - b. great potential for long-distance dispersal 5

Bird-dispersed (Batcher, 2000).

- vii. Germination requirements
- a. requires open soil and disturbance to germinate 0
 - b. can germinate in vegetated areas but in a narrow range or in special conditions 3
 - c. can germinate in existing vegetation in a wide range of conditions 5

Can be found as seedlings throughout an undisturbed forest. Batcher has a range of habitats where Ligustrum spp. were found (Batcher, 2000). Burrows found L. sinense to germinate, under laboratory settings, in temperatures ranging from 5-30°C (Burrows, 1983 as cited by Munger, 2003).

- viii. Competitive ability
- a. poor competitor for limiting factors 0
 - b. moderately competitive for limiting factors 3
 - c. highly competitive for limiting factors 5

L. sinense is "at least moderately shade tolerant" and seedlings are more tolerant than established L. sinense plants (Louisiana State University, 1999 & Swarbrick et al., 2001 as cited by Munger, 2003). In contrast, L. vulgaris seedlings are shade intolerant (Gayek et al., 2001), but established plants are shade tolerant (Grubb et al., 1996).

Total points for questions i – viii (place in worksheet page 10): 34

Section IV

Difficulty of Management

Management Index

IV Factors That Increase the Difficulty of Management

Add up all points from statements that are true for this species then go to Section V. Assign 0.5 point for each statement for which a true/false response is not known.

- | | <u>Points</u> |
|--|---------------|
| i) Control techniques that would eliminate the worst-case effects (as listed in Section II) have been investigated but none have been found. | 15 |
| ii) This species is difficult to control without significant damage to native species because: it is widely dispersed throughout the sites (i.e., does not occur within discrete clumps nor monocultures); it is attached to native species (e.g., vine, epiphytes or parasite); or there is a native plant which is easily mistaken for this invader in: (choose one) | |

Edited by Pia Marie Paulone, March 2011

Edited by Alison Clements, Margaret David, Dong Lee, and Jacob Krebs, 9/20/2012

- $\geq 50\%$ of discrete sites in which this species grows; 10
 25% to 50% of discrete sites in which this species grows. 7
Generally <50% cover, increasing the chance of damaging natives
- iii) Total contractual costs of known control method per acre in first year, including access, personnel, equipment, and materials (any needed re-vegetation is not included) > \$2,000/acre (estimated control costs are for acres with a 50% infestation) 5
Many stems to treat per plant, lots of wood produced to dispose of
- iv) Further site restoration is *usually* necessary following plant control to reverse ecosystem impacts and to restore the original habitat-type or to prevent immediate re-colonization of the invader. 5
Generally not the case; other species move into gaps
- v) The total area over which management would have to be conducted is: (choose one).
 ≥ 100 acres; 5
 < 100 but > 50 acres. 2
 ≤ 50 but > 10 acres. 1
 ≤ 10 acres $\frac{1}{2}$
Lots of acres on somewhat disturbed forests, ROWS, etc.
- vi) Following the first year of control of this species, it would be expected that individual sites would require re-survey or re-treatment, due to recruitment from persistent seeds, spores, or vegetative structures, or by dispersal from outside the site: (choose one)
at least once a year for the next 5 years; 10
one to 4 times over the next 5 years; 6
regrowth not known 2
Very persistent, lots of resprouting, seedlings.
- vii) Occurs in more than 20 discrete sites (e.g., water-basins, parks, fragments of habitats at least 5 miles apart). 3
- viii) The number of viable, independent propagules per mature plant (e.g., seeds, spores, fragments, tubers, etc. detached from parent) is > 200 per year AND one or more of the following:
A. the propagules can survive for more than 1 year;
B. the propagules have structures (fleshy coverings, barbs, plumes, or bladders) that indicate they may spread widely by birds, mammals, wind or water;
C. the infestations at 3 or more sites exhibit signs of long distance dispersal. Some possible indicators of long distance dispersal include: the infestation has outlier individuals distant [>50 yards] from the core population; the infestation apparently lacks sources of propagules within $\frac{1}{4}$ mile. 3
- ix) Age at first reproduction is within first 10% of likely life-span and/or less than 3 months.
Ligustrum can live >50 years and reproduces within the first 3 years 2
- Total points** (place in worksheet page 10): 38

Section V**Commercial Value****Value Index****V-a Commercial Value**

Does this species have any commercial value?

If response is **NO** then V = 0 and Go to Conversion of
Index Scores to Index Categories

If response is **YES** then go to Section V-b

V-b Factors that Indicate a Significant Commercial Value

Add up all points from statements that are true for this species. Assign 0.5 point for each statement for which a true/false response is not known.

Dave Gorden provided the following comments:

Available in the nursery trade are -

Ligustrum obtusifolium regelianum (Regel's Privet). It is very commonly available and probably sold in garden centers and big boxes.

L. x vicary (Golden Vicary Privet). Cross between L. ovalifolium 'Aureum' and L. vulgare. It is the most commonly available and is definitely sold in the Walmarts of the world. People like the yellow foliage.

Less commonly available but out there in the market are L. vulgare 'Cheyenne', L. amurense and L. vulgare.

The regel and golden vicary are commonly used, not as much by landscape architects I don't think, but more by homeowners and less knowledgeable landscape people.

None of these are big market items for Indiana nurseries.

Hilary Cox provided references regarding the fact that lilac cultivars are commonly grafted onto privet stock (both L. vulgare and L. obtusifolium) since the privet stock allows the plants to grow more rapidly. Eventually the lilac cultivar dies, and the privet takes over.

Phil O'Connor noted that Ligustrum is a genus that is often sold cheaply by mail order for hedge establishment.

	<u>Points</u>
i) This species is sold in national or regional retail stores (e.g., WalMart, Home Depot, Publix).	<u>10</u>
ii) State-wide there are more than 20 commercial growers of this species.	7
iii) More than five growers in Indiana rely on this species as more than 10% of their production.	3
iv) This species has provided a crop, turf, or feed source (e.g., forage, nectar) that has been, or resulted in, a significant source of income for at least five farmers for over 20 years.	3
v) This species is utilized statewide.	<u>3</u>
vi) There are more than 100 retail seed outlets statewide	3
Total points (place in worksheet page 10):	<u>13</u>

Section A (from Section II-c)

A1 Can the habitats in which the worst-case ecological impacts occur (items i to v in Section II-a) be clearly defined as different from invaded sites where there are no such impacts (e.g., defined by edaphic or biological factors)? (If ecological impacts include negative effects on a State-listed species, then the specific habitats in which that State-listed species occurs must be clearly distinguishable from habitats in which it does not occur.)

If **NO** then return to Section III

If **YES** then Go to question A2 and prepare such a site definition

A2 Can an estimate be made of the maximum distance that propagules (or pollen if hybridization is a concern) might reasonably be expected to disperse?

If **NO** then return to Section III

If **YES** then prepare instructions for Specified and Limited Use based on maximum dispersal distance (e.g., may be acceptable for use in specific areas but not near habitats where impacts are high.) Reassess if the incidence of worst-case impacts increases above 10% or within 10 years, whichever is earlier. THEN resume the assessment at Section III to provide scores for the other indices.

Section B (from Section III-c or if Value = High and Impact = Medium)

B1 Are there specific circumstances in which this species could be used that would not be expected to result in escape and invasion? (E.g., foliage plants that are only used indoors and which can be reasonably prevented, by conspicuous labeling, from use or disposal in the landscape.)

If **NO**, then retain the previously derived Conclusion.

If **YES**, then Acceptable for Specified and Limited Use where regulations and educational programs for penalties and enforcement of misuse exist. Reassess this species every 2 years.

We are not aware of a way to make privet less invasive – e.g. no sterile cultivars.

Worksheet for Assessment – *Ligustrum obtusifolium*

Section I:

Follow directions to different sections.

Section II:

Impacts Point Total: 16 X (1 or 1.5) = 24 **Impacts**

Section III:

Potential = High Medium or Low 34 **Potential for Expansion**

Section IV:

Difficulty of Management Point Total: 38 **Difficulty of Management**

Section V:

Commercial Value Point Total: 13 **Value**

Worksheet for Assessment – *Ligustrum vulgare*

Section I:

Follow directions to different sections.

Section II:

Impacts Point Total: 0 X (1 or 1.5) = 0 **Impacts**

Section III:

Edited by Pia Marie Paulone, March 2011

Edited by Alison Clements, Margaret David, Dong Lee, and Jacob Krebs, 9/20/2012

Potential = High Medium or Low	<u>32</u>	Potential for Expansion
Section IV: Difficulty of Management Point Total:	<u>0</u>	Difficulty of Management
Section V: Commercial Value Point Total:	<u>13</u>	Value

Worksheet for Assessment – *Ligustrum ovalifolium*, *L. sinense*, *L. amurense*

Section I:

Follow directions to different sections.

Section II:Impacts Point Total: 0 X (1 or 1.5) = 0 **Impacts****Section III:**Potential = High Medium or Low 34 **Potential for Expansion****Section IV:**Difficulty of Management Point Total: 0 **Difficulty of Management****Section V:**Commercial Value Point Total: 13 **Value**

Invasive Ranking Summary:

Invasive Ranking Summary	Score	
<i>Ligustrum obtusifolium</i>		
Ecological Impacts	24	
Potential For Expansion	34	
Difficulty of Management	38	
Total Score:	96	High
<i>Rankings: Low < 45, Medium 45 – 80, High > 80</i>		
Invasive Ranking Summary	Score	
<i>Ligustrum vulgare</i>		
Ecological Impacts	0	
Potential For Expansion	32	
Difficulty of Management	0	
Total Score:	32	Low
<i>Rankings: Low < 45, Medium 45 – 80, High > 80</i>		
Invasive Ranking Summary	Score	
<i>Ligustrum ovalifolium/sinense/amurense</i>		
Ecological Impacts	0	
Potential For Expansion	34	
Difficulty of Management	0	
Total Score:	34	Low
<i>Rankings: Low < 45, Medium 45 – 80, High > 80</i>		

Literature Cited

Batcher, M.S. 2000. Element Stewardship Abstract for *Ligustrum spp.* Privet. The Nature Conservancy. <http://www.imapinvasives.org/GIST/ESA/esapages/documnts/ligu_sp.pdf>. [Accessed on Jun 24, 2012.]

Edited by Pia Marie Paulone, March 2011

Edited by Alison Clements, Margaret David, Dong Lee, and Jacob Krebs, 9/20/2012

- Burrows, F. J.; Kohen, J. 1983. Germination of *Ligustrum lucidum* W. T. Ait. and *L. sinense* Lour. at different temperatures. *Australian Weeds*. 2(4): 130-132.
- Gayek, Ann; Quigley, Martin F. 2001. Does topography affect the colonization of *Lonicera maackii* and *Ligustrum vulgare* in a forested glen in southwestern Ohio? *Ohio Journal of Science*. 5: 95-100.
- Glenn, S., S. Clemants, and G. Moore. 2008. Invasiveness ranking system for non-native plants of New York: *Lonicera japonica*. Unpublished. The Nature Conservancy, Cold Spring Harbor, NY; Brooklyn Botanic Garden, Brooklyn, NY; The Nature Conservancy, Albany, NY.
- Grubb, Peter J.; Lee, William G.; Kollmann, Johannes; Wilson, J. Bastow. 1996. Interaction of irradiance and soil nutrient supply on growth of seedlings of ten European tall-shrub species and *Fagus sylvatica*. *Journal of Ecology*. 84(6): 827-840.
- Louisiana State University. 2001. *Ligustrum sinense* Lour In: Louisiana invasive plants. AgCenter Research and Extension. <<http://www.lsuagcenter.com/invasive/chineseprivet.asp>> [Accessed on Mar 14, 2003]
- Maybury, K. 2006. *Ligustrum obtusifolium*. U.S. Invasive Species Impact Rank (I-Rank). NatureServe Explorer. <www.natureserve.org>. [Accessed on Jun 24, 2012.]
- _____. *Ligustrum ovalifolium*. U.S. Invasive Species Impact Rank (I-Rank). NatureServe Explorer. <www.natureserve.org>. [Accessed on Jun 24, 2012.]
- Munger, G.T. 2003. *Ligustrum* spp. In: Fire Effects Information System. U.S. Department of Agriculture, Forest Service, Rocky Mountain Research Station, Fire Sciences Laboratory (Producer). <<http://www.fs.fed.us/database/feis/>> [Accessed on Jun 24, 2012].
- Swarbrick, J. T., S. Timmins, & K. Bullen, 1999. The biology of Australian weeds. 36. *Ligustrum lucidum* Aiton and *Ligustrum sinense* Lour. *Plant Protection Quarterly*. 14(4): 122-130.
- Tomaino, A. 2004. *Ligustrum vulgare*. U.S. Invasive Species Impact Rank (I-Rank). NatureServe Explorer. <www.natureserve.org>. [Accessed on June 24, 2012.]
- Urbatsch, L. 2000. Exotic species: plant guide. Chinese privet *Ligustrum sinense* Lour., In: PLANTS Database. U.S. Department of Agriculture, Natural Resources Conservation Service (Producer). <http://plants.usda.gov/plantguide/pdf/pg_lisi.pdf> [Accessed on Jun 24, 2012]

Glossary

Anthropogenic disturbance. Human-induced disturbance (e.g., mowing) or human-induced changes in natural disturbance regime (e.g., changing the frequency, extent, or severity of fires).

Coverage. Visual or quantitative estimate of the relative amount of area in a stratum where the canopy of the non-native species intercepts the light that would otherwise be available for other species in or below that stratum. Estimated cover may be dispersed or continuous in a site. Cover is usually measured when foliage is fully expanded. In the case of species that form a dense, continuous mat of rhizomes or stolons, the percent of the soil surface or upper level occupied by that root mat can be estimated as soil, rather than canopy, cover.

Disturbance. Mechanisms that limit biomass by causing its partial or total destruction.

Discrete sites. Disjunct habitat-types or fragments of habitats at least 1 mile apart that support invasive plant populations that likely arose by separate long-distance dispersal mechanisms.

Documentation of evidence. One publication including relevant, original research will suffice if data are specific to the taxon and zone(s) under evaluation. If such documentation is not available or needs to be up-dated, at least three

Edited by Pia Marie Paulone, March 2011

Edited by Alison Clements, Margaret David, Dong Lee, and Jacob Krebs, 9/20/2012

individuals who have the expertise on the particular species and zone in question must be identified.

Federal- or Indiana -listed. Species that are listed by Federal laws or Indiana statutes or rules as threatened or endangered within the State of Indiana. This list with notes is available at <http://www.state.in.us/dnr/naturepr/endanger/plant.htm>

Formal Risk Benefit Analysis. Detailed economic studies of impact and management costs and commercial value for present and future infestations.

Invasive. A species that forms self-sustaining and expanding populations within a natural plant community with which it had not previously been associated (Vitousek *et al.* 1995).

Long-term alterations in ecosystem processes. Examples of ecosystem processes that could be altered: erosion and sedimentation rates; land elevation; water channels; water-holding capacity; water-table depth; surface flow patterns; rates of nutrient mineralization or immobilization; soil or water chemistry; and type, frequency, intensity, or duration of disturbance. For further explanation see Gordon (1998).

Native. Species within its natural range or natural zone of dispersal (i.e., within the range it could have, or would have, occupied without direct or indirect introduction and/or care by humans. Excludes species descended from domesticated ancestors) (Vitousek *et al.* 1995).

Natural areas. Natural areas: Areas with native plant communities supporting native plant and animal species, with long undisturbed soil systems, and hydrological regimes relatively intact or under restoration. Edges of historically or currently disturbed areas (roadsides, trails, adjacent to historically disturbed locations, etc.) should not be included in the assessment of invasion into natural areas. That invasion may have been facilitated by the edges, but has to have extended into the native communities for inclusion in this category.

Pollen or genetic invasion. When a native species is displaced by a non-native species through hybridization.

Stratum. A distinct layer in the architecture of vegetation (e.g., tree canopy or understory shrubs).